



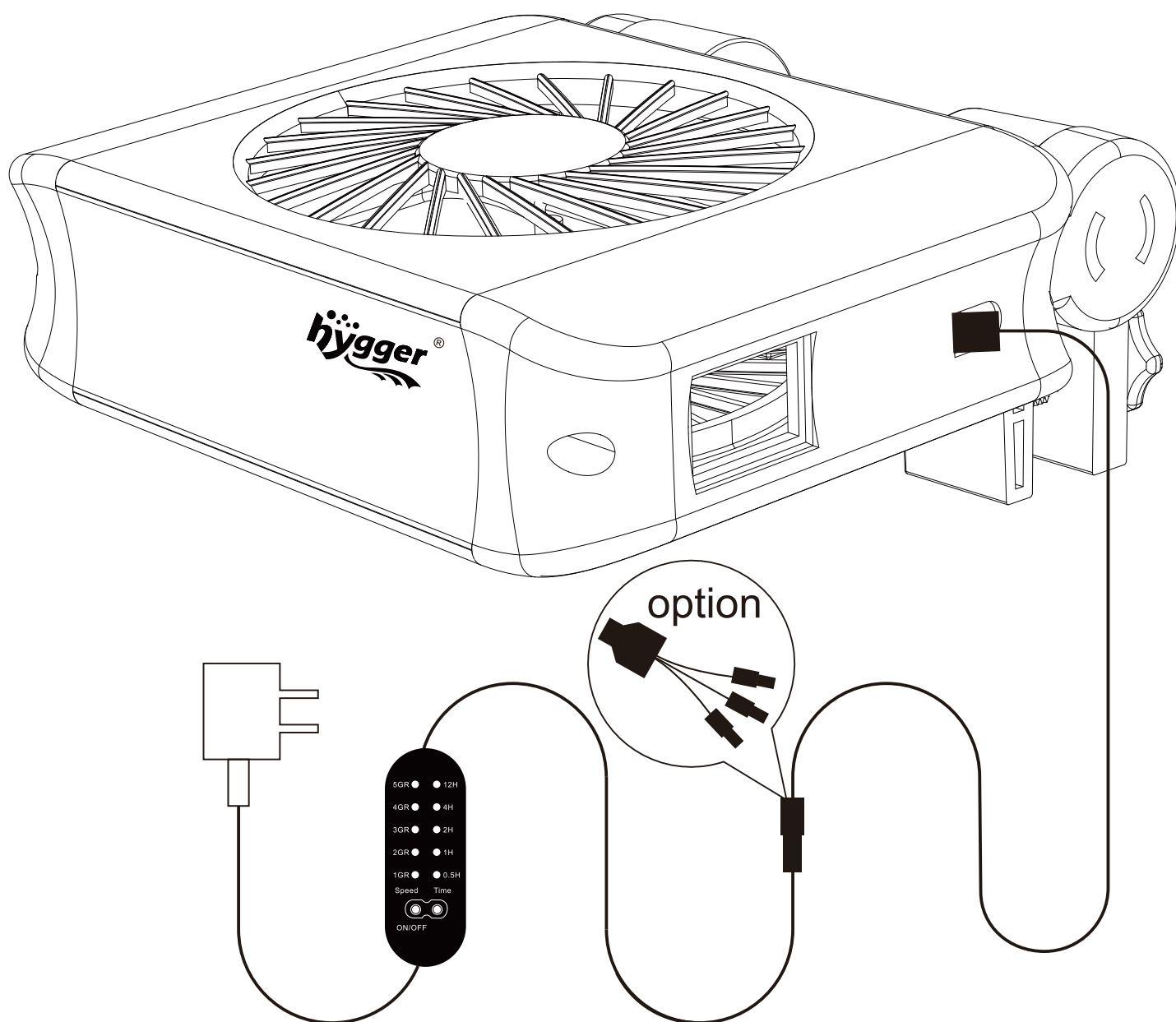
E-mail: distributor@hyggeraquarium.com

Website: www.hyggeraquarium.com



HG051 USER MANUAL

hygger aquarium cooling fan



hygger aquarium cooling fan will give your fish a vibrant, free life in the summer.

1.PRODUCT FEATURES

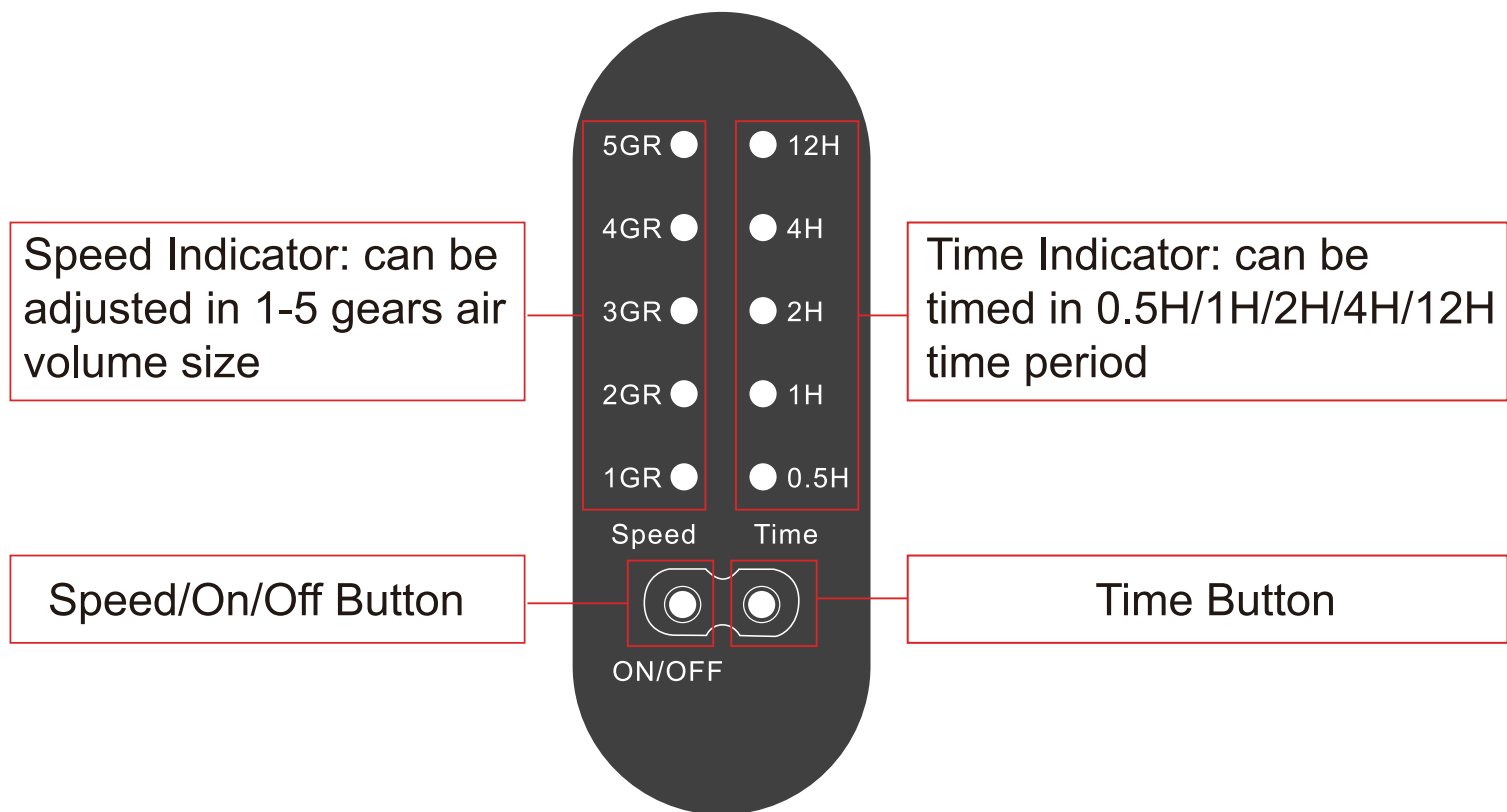
- ①Reliable and safe voltage to make sure longtime use
- ②Unique appearance with high quality plastic cover
- ③Sound ≤50 dB for rimless glass < 0.45"(1.1CM)
- ④Timer controller and DIY use
- ⑤High-efficiency

PRODUCT SPECIFICATIONS

MODEL	INPUT	OUTPUT	POWER	HEAD QUANTITY
HG051-1FAN	100-240V	12V 1A	2.2W	1
HG051-2FAN	100-240V	12V 1A	2.2W*2	2
HG051-3FAN	100-240V	12V 2A	2.2W*3	3
HG051-4FAN	100-240V	12V 2A	2.2W*4	4

DECONCENTRATOR WITH PIN QUANTITY	APPLIANCE TANK SIZE	RIMLESS GLASS THICKNESS
1	< 11.8"(30CM)	< 0.45"(1.1CM)
2	< 15.7"(40CM)	< 0.45"(1.1CM)
3	< 23.6"(60CM)	< 0.45"(1.1CM)
4	< 31.5"(80CM)	< 0.45"(1.1CM)

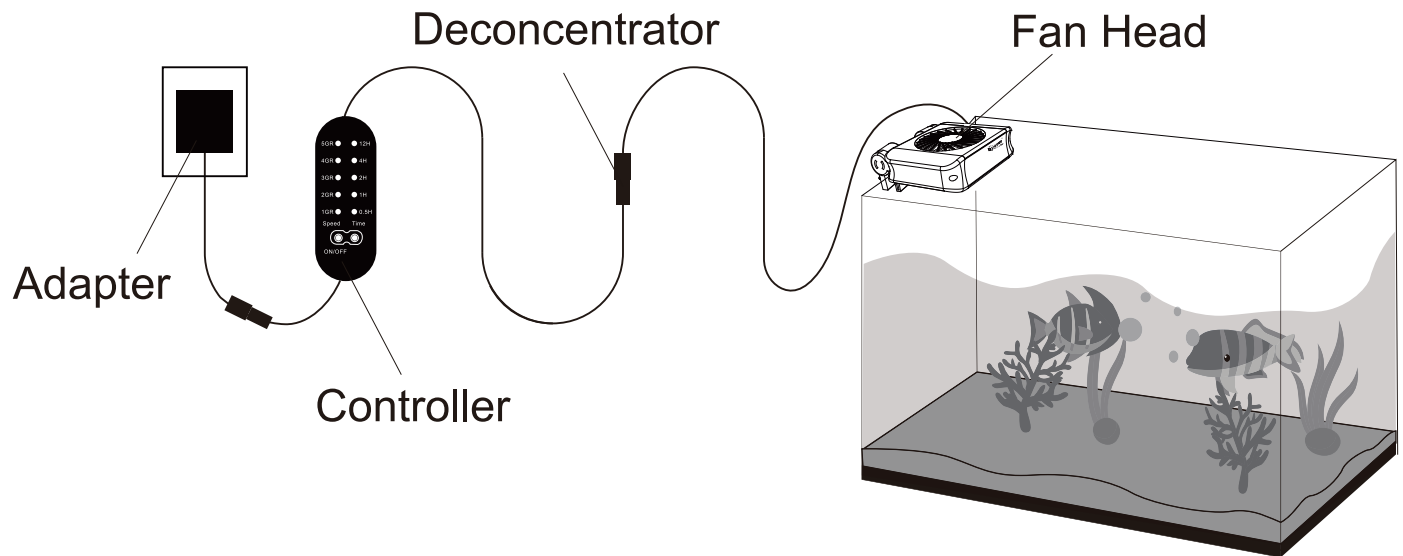
2.INSTRUCTIONS



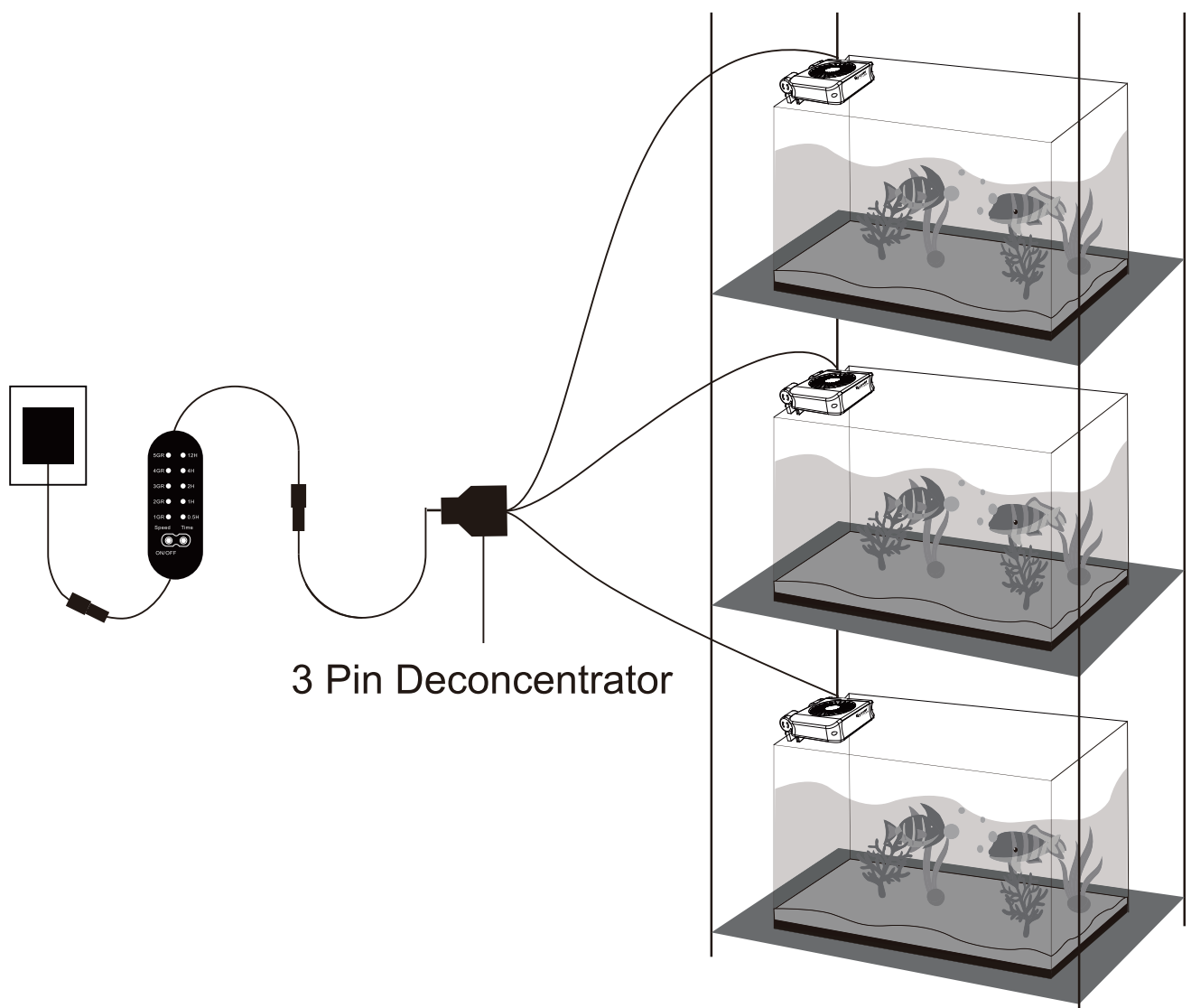
1. Open the package, check the accessories first, and then install the product in the following order: power adapter--controller--deconcentrator --fan head.
- 2..Fix the fan head to the tank and tighten it into place.
3. Plug in the adapter, press the "ON/OFF" button (also the speed button on the controller), the 1st gear indicator light will be on; Note: the speed setting and the on/off function share a button.
4. Short press the left (speed) button on the controller to set and select the desired speed level. There are 5 options. After the setting is completed, the corresponding indicator light will light up.
5. Short press the button on the right side of the controller (Time) to select the desired time period, there are 5 choices of time periods. After the setting is completed, the corresponding indicator light will light up.
6. Then turn on the switch on the side of the fan head, and the fan will start working.

Note that there is a push switch on the side of each fan head. This switch can be used according to the needs of customers, without unplugging the power adapter every time. And each switch can only control one fan head.

APPLICATION 1: SINGLE FAN USE

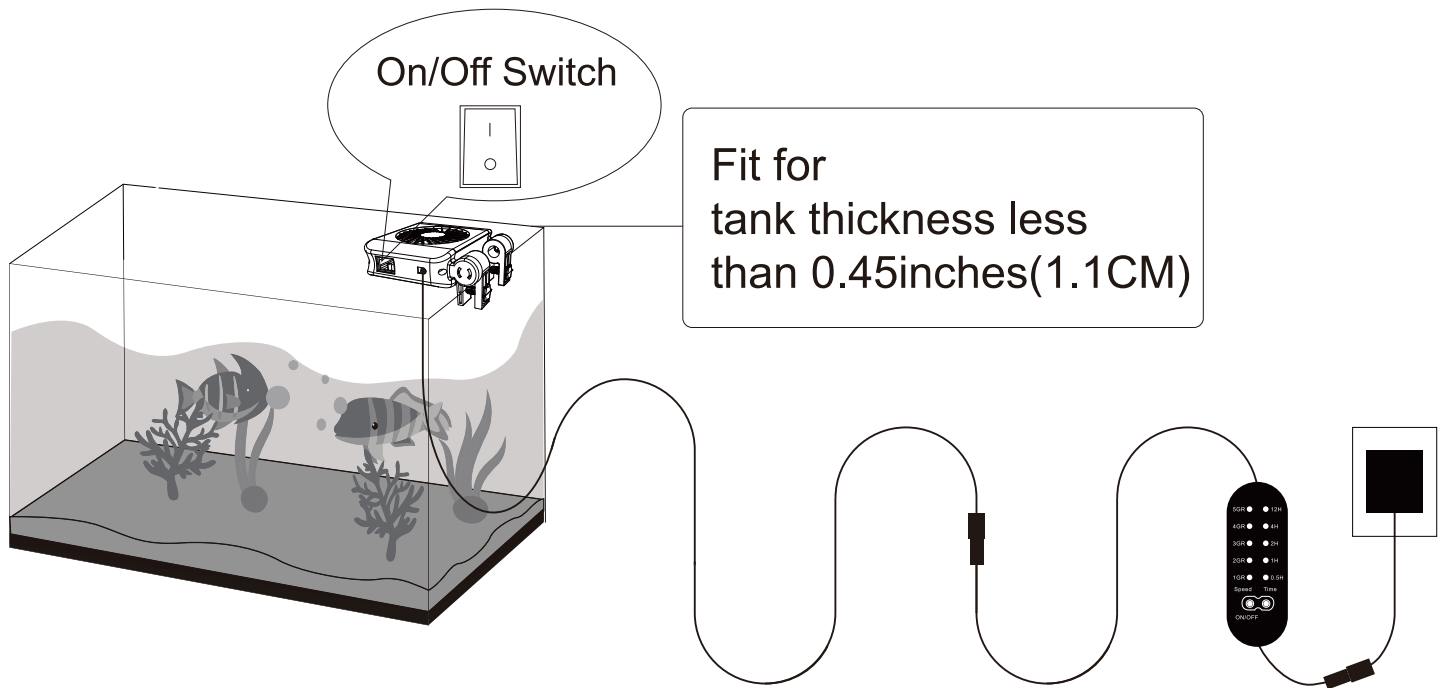


APPLICATION 2: MULTIPLE FANS USE



APPLICATION 3:

IMPORTANT REMINDER: THIS FAN IS ONLY SUITABLE FOR THE 0.45-INCH OR LESS RIMLESS TANK!



3.WARNING

To avoid possible electric shock, do not immerse the switch in the water. If the switch falls into the water or becomes wet, do not touch it until you have unplugged it. Basic safety precautions should be observed.

4.ONE YEAR LIMITED WARRANTY

This product **MUST** be purchased from an authorized hygger reseller. Visit our website for a list of authorized resellers. hygger warrants this product against defects in materials and workmanship for **ONE(1) YEAR** from the date of the original retail purchase and is non-transferable. Warranty on all products, including aquariums. But it is limited to the replacement of the products and does not cover fish loss, personal injury, property loss or direct, incidental or consequential damage caused by using this product.

Note: hygger One-year Limited Warranty does not cover damage caused by the followings: improper installation, saltwater corrosion, electrical surges or modifications.

If you discover a defect, please contact hygger, who will, at its option, repair or replace the product at no charge, provided that you return it during the warranty period. A copy of the bill of sale is required as proof of the original purchase date in the event of the product needing repairs within the warranty period. hygger does not warrant any products that are not hygger's.

This warranty does not apply if the product has been damaged by accident, abuse, misuse or misapplication, or modified without the written permission of hygger.

5.DISPOSAL

Do not dispose of this product as unsorted municipal waste. Collection of such waste separately for special treatment is necessary. This product has to be disposed of at an authorized place for the recycling of electrical and electronic appliances rather than being disposed of together with the domestic waste. Collecting and recycling waste is a way of saving natural resources. So, please consult with your local seller to make sure the product is disposed of in an environmentally friendly way.

6.PACKING LIST

Fan head(fan heads depends on customer required)

1x Adapter

1x Deconcentrator

1x Controller

1x User manual

7.CONTACT INFORMATION

Company Name: Shenzhen Mago Trading Co., Ltd

Add: Bantian Group Business Central, Longgang District, Shenzhen City,
Guangdong Province, China

E-mail: distributor@hyggeraquarium.com

Website: www.hyggeraquarium.com

If you have any problem, please provide your amazon order id
(amazon invoice) and shipping address by

E-mail: distributor@hyggeraquarium.com



MADE IN CHINA